

# Looking at Sculpture: A Family Guide



**James A. Michener Art Museum**  
138 South Pine Street  
Doylestown, PA  
[www.michenerartmuseum.org](http://www.michenerartmuseum.org)

# Welcome to the James A. Michener Art Museum!



## You are about to enter the world of sculpture.

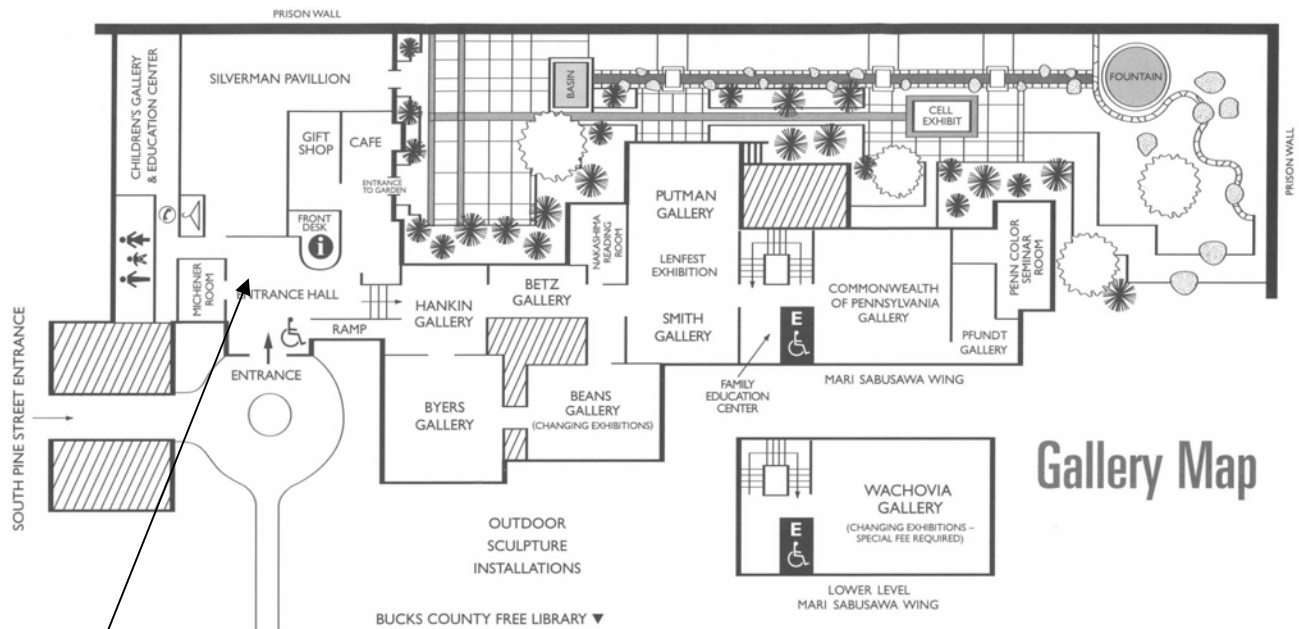
This family guide explores many sculptures that you will find at the Museum. The guide is designed to help you look at and talk about sculptures in new ways. It also provides information about artists, techniques and processes that may help you understand and appreciate these sculptural works.

## Suggestions for a successful experience:

- **Read** the guide aloud with your children. Discuss responses to questions and ideas posed in the guide.
- **Look** with your eyes and not with your hands. The oils from our hands will affect the sculptures in the Museum and will make it difficult for the Museum to preserve the works over time.
- **Draw or write** with a pencil when completing this guide. Please ask for a pencil at the front desk if you do not have one.
- **Walk** through the sculpture gardens, Museum grounds and galleries. Talk about the art. Look closely to see what you can discover.

**Have fun!**

# Refer to the Map Below to Explore the Sculpture:




Start your visit at the main entrance of the Museum. On the following pages, read the information together about the history of the museum and about James Michener.

Stop at the exhibit, *James A. Michener: A Living Legacy*, to begin your visit. Then, follow the directions in this guide to explore the sculpture.

Any questions or feedback? Just stop at the front desk!

## About the Museum

The massive stone walls and warden's house that make up the core of the Michener Art Museum today began as the Bucks County prison in 1884. After a century of use, the abandoned and **antiquated** buildings were being torn down when the County Commissioners agreed to preserve the historic **landmark** and lease the land and buildings to house the new Museum. This photograph depicts the original façade of the warden's house.



In September 1988, after extensive **renovation** and with the support of many dedicated citizens, the James A. Michener Art Museum opened as an independent, non-profit cultural institution dedicated to preserving, interpreting and exhibiting the art and



cultural heritage of the Bucks County region. This is a construction photograph taken from the museum's second expansion project in 1996.

Today, the old Bucks County jail, once a place of fear and despair, has been transformed into a welcoming center of culture and beauty... guarding the artistic soul of Bucks County.




### What's a landmark?

A landmark is a monument or structure of historic importance.

The Michener Art Museum is a **landmark**. Can you name other famous landmarks?

## About James A. Michener

James A. Michener was adopted as an infant by the widow, Mabel Michener, and was raised in Doylestown. Because the family was poor, they moved often - eight times during Michener's boyhood! At Doylestown High School (now Central Bucks West), young Michener distinguished himself as a basketball star, editor of the school magazine, senior class president, and a gifted pupil. James Michener is pictured here in his home office.



As an established writer, Michener built himself a modest home on Red Hill Road in Tinicum Township, near Pipersville. He lived there from 1948 to 1985. Michener incorporated Bucks County into his fiction, using it as the setting for his autobiographical novel, *The Fires of Spring*.

Michener traveled all over the world. Wherever he traveled or lived, Bucks County was the place he always called home. Where do you call your home?

The Michener Art Museum is named after Doylestown's most famous son, the Pulitzer-Prize winning writer and supporter of the arts who had first dreamed of a regional art museum in the early 1960's.



This is a painting called, *View of Almshouse*. Michener visited this place as a child because his uncle ran the **almshouse**. Be sure to find this painting in the Museum after your visit to the sculpture garden.

**Now, go outside through the front doors of the museum and stop at the large sculpture called, *Transition*.**

**What's an almshouse?** Almshouses began in 10<sup>th</sup> century Britain to provide residences to poor or elderly people. Money was usually donated to help support people who lived in almshouses.

## Stop #1: *Transition*, 1965

First let's start to explore the Michener's sculpture on the grassy hill between the Museum and the library. Stand with the library on your right, and face the Museum. You will see an extremely large sculpture against the Museum wall, with grasses growing around it. This sculpture is called *Transition*.



Look carefully at this work of art.

What do you see? \_\_\_\_\_

What do you think this sculpture represents? \_\_\_\_\_

\_\_\_\_\_

Does it remind you of anything in real life? \_\_\_\_\_

\_\_\_\_\_

Does it remind you of anything from a story, a book or a movie? \_\_\_\_\_

\_\_\_\_\_

Where do you think the artist got his idea? \_\_\_\_\_

\_\_\_\_\_

What does it look like it is made out of? \_\_\_\_\_

\_\_\_\_\_

How do you think the artist made it? \_\_\_\_\_

\_\_\_\_\_

This is a HUGE sculpture. How do you think the artist put it here?

\_\_\_\_\_

\_\_\_\_\_

## How is this sculpture different from a painting?

List at least five ways this sculpture differs from a painting.

1. \_\_\_\_\_
2. \_\_\_\_\_
3. \_\_\_\_\_
4. \_\_\_\_\_
5. \_\_\_\_\_

### About *Transition*

Raymond Barger (1906-2001) created *Transition* in the mid 1960s. This 25-foot bronze abstract sculpture is made of 6,000 feet of welded bronze strips. His sculptures are large, monumental pieces placed outdoors as part of the landscape. This sculpture was designed to complement the J.C. Penny Building located in New York City. It was at this location for 23 years, before it was moved to the Michener.

### How does an artist weld steel?

Welding is a way of heating pieces of metal using electricity or a flame so that they melt and stick together. There are many kinds of welding, including arc welding, resistance welding, and gas welding. The most common type is arc welding. Anyone who is near arc welding needs to wear a special helmet or goggles because the arc is so bright. Looking at the arc will hurt your eyes, maybe forever. It is also important to cover all your skin because it can give you a sunburn. Hot sparks from the weld can burn any skin that is showing. In this photograph, you can see the sparks created by the arc welder.



### Let's continue...

Take some more time to look at *Transition*, and then walk toward the Museum terrace. This is the cobbled stone area right before the Museum entrance. Stop at the large sculpture in the middle of this space.

## Stop #2: *Waif's Anchors* 1986

Look at the large sculpture called *Waif's Anchors*, by Isaac Witkin.



How is this sculpture similar to *Transition*?

---

---

How is it different?

---

---

Take a closer look at *Waif's Anchors*. Think about its title.

What is a **waif**? \_\_\_\_\_

What is an **anchor**? \_\_\_\_\_

How are those words connected to the life of James A. Michener and the history of the James A. Michener Art Museum? \_\_\_\_\_

---

What do you think this sculpture is about? \_\_\_\_\_

---

*Waif's Anchors* frames the stone archway that used to be the prison entrance. Why do you think the Museum staff placed the sculpture here?

---

---

## Poetry and Sculpture

Raymond Barger wrote the following poetic words when he donated *Transition* to the Michener Art Museum in 1989. Look at the entire poem to the left of the sculpture.

“Once these strong prison walls  
Contained breakers of the laws,  
Victims of poor education!”

How is this poem connected to the theme of *Waif's Anchors*?

---

---

## About *Waif's Anchors*

*Waif's Anchors* was created by sculptor Isaac Witkin (1936-2006) in 1986. Witkin was born in South Africa. He studied in London with sculptor Henry Moore, and later moved to the United States, working in New York, Philadelphia and Princeton. Witkin discovered a process of pouring molten **bronze** into wet sand on the ground to create organic forms. Sometimes Witkin colored his metals with chemicals to vary their surfaces. This kind of coloring is called a **patina**.

## Measuring Up

*Transition* is 21 feet high. How high do you think *Waif's Anchors* is?

---

*Transition* is 25 feet wide? How wide do you think *Waif's Anchors* is?

---

*Transition* is 6 feet deep? How deep, or thick, do you think *Waif's Anchors* is?

---

When you compare these two sculptures, you may begin to see what sculpture is all about.

# What is a Sculpture?

A sculpture is a **three-dimensional** work of art. That means you can measure all three of its dimensions. You can measure the **height**, the **width** and the **depth**, or thickness.

This is a sculpture. How big does it appear to be in this photograph?

---



In real life it is: \_\_\_\_\_

A sculpture looks different from every side. You can walk around a sculpture. This is a type of sculpture called **in the round**. Sometimes you can even walk beneath a sculpture!

A sculpture also usually has a **base** or a **pedestal** that is used to support and balance it on the ground. Bases can be plain or decorative, simple or complex. They can be an important visual part of the sculpture, or be fairly unnoticeable. Museums often use bases to display objects in their collections.

Draw an interesting base for each of the three sculptures below!



# Sculptures are made for many different reasons.

Sculptures can:

- Communicate an idea.
- Look attractive or disturbing.
- Tell about a story from history or fiction.
- Represent something from real life.
- Be a combination of shapes and forms that are abstract.
- Make us think.

Why do you think Raymond Barger created *Transition*? Put a **check** next to all the statements listed above you think apply to *Transition*.

Why do you think Isaac Witkin created *Waif's Anchors*? Put a **dot** next to all the statements listed above you think apply to *Waif's Anchors*.

## Take a peek:

Walk back toward the library. On the right you will see a bronze sculpture of a group of figures that is on a tall rectangular base.



This sculpture is titled *I Set Before You This Day*. It was created by George Anthonisen between 1979-1987.

Look carefully at this sculpture. What do you see? \_\_\_\_\_

\_\_\_\_\_

Why do you think George Anthonisen created *I Set Before You This Day*?

\_\_\_\_\_

How does this sculpture make you feel? \_\_\_\_\_

\_\_\_\_\_

Put a **star** next to all the reasons listed above you think apply to his sculpture.

**Now, turn around and walk under the archway of the stone building and find the sculpture that is the color yellow!**

### Stop #3: *Yellow Disk*, 1990

The arched walkway that you have just walked through is called the **sally port**. This was the original entrance and exit to the prison. You are now on Pine Street, facing the front of building.



What architectural materials were used to build this sally port? \_\_\_\_\_

\_\_\_\_\_

Are there any clues that prove this used to be a prison gate? \_\_\_\_\_

\_\_\_\_\_

Turn to the right. There you will see a sculpture that is simple and bright. It is called *Yellow Disk*. It was created by Paul Sisko in 1990.

Walk around the sculpture.

What material do you think the artist used to make this sculpture? Why?

\_\_\_\_\_

Could you create a version of this work using a different material? \_\_\_\_\_

\_\_\_\_\_

Describe how you would do it. \_\_\_\_\_

\_\_\_\_\_

How would *Yellow Disk* change if it were red? Blue? Black? Clear? Why do you think the artist painted it yellow? \_\_\_\_\_

\_\_\_\_\_

**Next, follow the instructions on the next page to go into the Pfundt Sculpture Garden.**

**What's a sally port?** A sally port is a door or gate through which soldiers could "sally forth" to counterattack. In medieval castles, the sally port was a secret way that knights could enter and exit the castle unnoticed.

## Stop #4: The pfundt Sculpture Garden

Walk back through the sally port and turn left into the Museum. Continue through the cafe, and outside into the Pfundt Sculpture Garden.

Did you know that a **landscape** can also be a work of art?



Opened in fall 2000, the Pfundt Sculpture Garden was inspired by the different **geological** landscapes of Bucks County. The garden includes plants that are **native** to Bucks County. The garden also features sculptures created by American artists.

The garden is divided into the three geographic regions of Bucks County, from the **Atlantic Coastal Plain** in the south, through the **Agrarian Bosque** in the central part of the county, to the **Diabase Woodland** in the north.

## Stop #5: The Atlantic Coastal plain

The area of the garden where you are standing highlights the **Atlantic Coastal Plain** of Bucks County. This region includes the southern end of Bucks County. The sculpture in this photograph is surrounded by plants from the Atlantic Coastal Plain region.



This land lies between the coastal plain and the beginning of mountain land. It has many rolling hills and valleys. In some places, there are small forests, fields and, in modern times, factories.

The Atlantic Coastal Plain also includes the **Delaware River**. Have you been to the Delaware River? It is one of Bucks County's natural resources. This body of water defines Pennsylvania's eastern border.

Do you know what body of water the Delaware River flows into?

---

The Michener Art Museum houses many paintings of the Delaware River. *Lambertville Beach*, shown right, was painted by Daniel Garber.



**Plant life:** While in this section of the garden, look for plants native to the Atlantic Coastal Plain. These include Blue Iris, Soft Rush, and Swamp Azalea.

## Stop #6: The Reflecting Fountain

In this section of the garden you will also see a sculpture rising out of a pool of water. It is carved out of stone. Walk around the sculpture, looking at it carefully from all sides. Look at the sculpture up close, and then from a distance. Consider the water surrounding the sculpture as well.



Stand at the edge of the fountain. Describe what you see:

---

---

---

---

Describe what you hear. \_\_\_\_\_

---

## About the Sculpture

Were you able to guess what this stone sculpture was about? Some people think it is a bird, others feel it is a woman. Did you see something different? The sculpture is called *Woman Washing her Hair* by Jo Jenks. She sits in a reflecting pool, which mimics the characteristics of the Delaware River.

This sculpture was created by Jo Jenks. She carved onyx, granite, and alabaster into sculptures. She also worked in bronze, plaster, and ceramics. She is known primarily for portraits and female figures, or “rock women”, as she called them.

Why do you think the sculpture was placed in this fountain or pool?

---

---

## Take a peek:

Look carefully at the prison wall. Do you see a sculpture attached to this wall? What is this sculpture about? \_\_\_\_\_

---



This type of sculpture is called a **relief sculpture**. It can be viewed from only one side. Can you think of examples of relief sculptures you might see every day? (Hint: you or the grown-up with you may have one of these in his or her pocket!)

---

---

The sculpture, called *Together*, was created by artist Selma Burke. She sculpted several celebrities, including **Dr. Martin Luther King Jr.** and **Pearl S. Buck**, the bronze statue of whom, *Uplift*, was dedicated at the Pearl S. Buck House in 1991. Dr. Selma Burke was a world-renowned sculptor and painter whose bust of President **Franklin Delano Roosevelt** appears on the dime. So, you might not only have a relief sculpture in your pocket, you may even have a sculpture made by Selma Burke in your pocket as well!

## How does an artist carve stone?

Some artists find a stone with a distinctive shape or color pattern that suggests sculptural forms. Other artists begin by working out an idea for the sculpture by drawing or modeling a **maquette** in clay. First, the sculptor will draw his or her design on every side of the stone.



Then, the carving begins. Stone sculptors rough out a form with large tools, called pitching tools. Then they continue to work the form of their sculpture with increasingly smaller details and more delicate cuts using chisels, until the final work is complete. Stone sculptors have to be careful, because stone has a grain, similar to wood, called a bed. Stone will tend to break more easily when split along bed lines, and once a piece of stone accidentally breaks off, the artist either needs to revise his or her idea or begin again with a new stone. In this photograph, an artist is carving a piece of marble.

## Take a peek:

Study the water patterns of the fountain surrounding *Woman Washing her Hair*.



Where does the water come from?

---

---

Where is it going?

---

---

## Continue your stroll...

Continue your sculpture stroll along the **Humbling Path** between the row of shady trees and high shrubs.

## Stop #7: The Agrarian Bosque





**Plant life:** While in this section of the garden, you will notice the garden designers planted a **bosque**, or row, of trees and shrubs inspired by the linear patterns of cultivation.

Through this row you will also notice a rocky band that travels from the upper end to the lower end of the garden. This is called “the rill.” The **rill** is meant to symbolize the Delaware Canal and the Delaware River. It connects the serene Reflecting Pool to the turbulent Upper Fountain.



How many different sizes and shapes of rocks do you see? Draw some of them here:



How many bridges are there that help you cross the “river”? \_\_\_\_\_

### Take a peek:

Across the way, there is a round metal sculpture on a tall pedestal. This sculpture is called *Wind God*, and was created by Greg Wyatt.

How many faces do you see on this sculpture?

\_\_\_\_\_



Remember to look at every side!

## Stop #8: *Raindrops*, 1993

Find the sculpture of the Native American girl looking at a lamb. This sculpture, called *Raindrops*, is about a Navaho girl looking up to the heavens for rain.



Why do you think rain is important to this Native American girl? \_\_\_\_\_

---

Why did Allan Houser show the girl beside a sheep? \_\_\_\_\_

---

---

Why are sheep important to the Native Americans? \_\_\_\_\_

---

How does this sculpture demonstrate the **circle of life**, or the belief that everything in the world is connected to and dependent upon everything else?

---

## About Allan Houser

Allan Houser (1914-1994) was a **Chiricahua Apache** painter whose work has strongly influenced the world of Native American Art for over 60 years. Sculptures of Indians have always been important to Allan Houser. In *Raindrops*, he is able to show us many things about native life. We see that rain is important because it provides water for the plants to grow and nourishment for the sheep. The sheep provide food and wool for the Chiricahua Apache people. Allan Houser had great respect for the sheep and saw this work as an important teaching work of art for children.

## How does an artist cast bronze?

The sculpture, *Raindrops*, is made out of **bronze**. Many bronze sculptures are made by a **casting** process. The great civilizations of the old world used bronze in their art, from the time of the introduction of bronze for edged weapons. Ancient Egyptians, Greeks, Romans and Chinese all used the **lost wax** process for small and large scale sculptures. In this



process, the artist first creates a model out of wax. Then the artist makes a mold from the model and coats the model with a material such as plaster. The plaster mold is put in a kiln and the wax is burned out of the mold. Molten metal is then poured into the plaster mold. Once cooled, the plaster is broken away to reveal the sculpture. In this photograph, molten metal is being poured into a mold.

## Sculpture Materials:

In 1975, Mr. Houser turned to working in sculpture full time, working in materials such as **bronze**, **wood** and **stone**. See if you can find a sculpture created from each of these materials as you continue on your sculpture stroll today.

**Bronze:** \_\_\_\_\_

**Wood:** \_\_\_\_\_

**Stone:** \_\_\_\_\_

### What is bronze?

Bronze is a metal from copper, zinc and tin. It is stronger, harder and more durable than brass. It can be used in sheets or cast into molds. Bronze has been used in antiquity all over the world.

### Why the term "lost wax"?

The name for this method of casting bronze sculpture is *cire perdue*, translated quite fittingly to "lost wax" as wax is drained from the mold and "lost" in that sense.

## Take a peek:

*Raindrops* is surrounded by two other sculptures about Native American women. Study them carefully. Compare the **moods** and **emotions** of all three characters. Compare the **styles** of all three sculptors.

Continue to walk between the shaded row of trees and shrubs. Stop when you come to the sculpture of a dog.

## Stop #9: *Lassie*, 1996



On your right you will see a sculpture of a very famous dog. Do you recognize her? She is *Lassie*. She is the leading character in the story, *Lassie Come Home*.

What kind of dog is this? \_\_\_\_\_

This sculpture was created by artist Eric Berg. It was created to pay respect to Eric Knight, the author of the story *Lassie Come Home*. Eric Knight wrote part of his book in Pleasant Valley, Bucks County, in the late 1930's. He had a collie of his own, named Toots. The artist Eric Berg is famous for his animal sculptures, particularly the one of Massa the Gorilla at the Philadelphia Zoo.

In *Lassie Come Home*, Lassie makes an incredible journey guided only by instinct and an overwhelming desire to be reunited with her family. Lassie can truly be called heroic as she battles and conquers the forces of nature and man. To survive, she learns to hunt for food, she swims a turbulent river, and she is attacked by dogs and people; and all the while she determinedly continues her trek home.

Have you ever gone on a long **journey** before?  
Where did you go?

\_\_\_\_\_

Did you use a map? If not, how did you find your way?

\_\_\_\_\_



Do you know someone who you would consider a **hero** or who has done a heroic deed? What did this person do? Remember, what you may think to be an ordinary accomplishment can be an act of courage.

---

---

---

## About Eric Knight

Eric Knight (1897-1943) was a British author who is mainly notable for creating the fictional collie Lassie. He had a varied career, including service in the Canadian Army during World War I, work as an art student, newspaper reporter and Hollywood screenwriter. He wrote books about the working class in Northern England, and his *This Above All* is considered one of the most significant novels ever written about World War II. Knight and his wife raised collies on their farm in Pleasant Valley, Bucks County, Pennsylvania. *Lassie Come Home* was published in 1940. In 1943, at which time he was a major in the United States Army, Knight was killed in an air crash in Dutch Guiana (now Surinam).

## How does an artist sculpt with clay?

Historically, clay is a more common and less expensive material from which to make sculptures. Unlike wood, stone and metal, clay is soft and malleable. Artists can pinch, mold, model and carve out of clay. It is a relatively easy material to make sculptures out of. Artists can use their hands, but there are also a variety of carving tools that are used when working with clay – these include ribs, wire loop tools and fettling knives. Shown on the right is Eric Berg, making his clay model for the bronze *Lassie* sculpture.



## Stop #10: Cell Exhibit

You have reached the end of the **Humbling Path** at the **Cell Exhibit**, created by exhibition designer Josh Dudley in 2000. Take some time to walk around inside the Cell.



This prison cell is modeled on a cell from the old Bucks County Jail, the former occupant of this site. The jail was built in 1884 and closed a 100 years later due to overcrowding. On the cell you can see a photograph of what kinds of conditions prisoners were dealing with before the jail closed in the 1980's.

Take a look at the doorway of the cell. Can you imagine walking through a doorway that is so small? Since the design of the prison was based on Quaker beliefs, prisoners were expected to bow their heads when they were entering and leaving their cells. Why do you think this was a practice at this prison? How do you think bowing heads made the prisoners feel when they went in and out of their cells?

What does the word **humble** mean?

---

Why do you think this is called the **Humbling Path**?

---

## Take a peek:

Examine the aerial photograph of the prison in the cell exhibit. How does the plan of the prison connect with the Quaker religion?

---

---

---



## Take a peek:

Look for evidence of prison life along the stone wall that surrounds the sculpture garden. What can you find?



---

---




---

## Stop #11: The Diabase Woodland

Take this opportunity to walk to the end of the garden, where you will find the serpentine wall. This area represents the **Diabase Woodland** found in Upper Bucks County. This terrain is characterized as rugged and rocky. This terrain is very different than the Atlantic Coastal Plain.

What have the garden designers done in this area of the sculpture garden to create a sense of rugged terrain?

Find three surfaces that represent this rugged terrain. In the rectangles below, create rubbings of these surfaces.



**Plant life:** While in this section of the garden, look for plants native to the **Diabase Woodland**. These include Virginia Sweetspire, Canadian Wild Ginger and Mountain Laurel, the Pennsylvania state flower.

## Stop #12: *King Lear*, 1985

Continue walking toward the sculpture of a man wearing a cape. This is a sculpture created by Barry Johnston. It is called *King Lear*.

*King Lear* is a play written by **William Shakespeare**. It is a tale of disguise, madness, confrontation, war, reconciliation and murder.



In the story, King Lear is a ruler of Britain. He decides to give up the throne and divide his kingdom among his three daughters: Goneril, Regan and Cordelia. The eldest two are married while Cordelia is much sought after as a bride, partly because she is her father's favorite. In a fit of vanity, he suggests a contest — each daughter shall be accorded lands according to how much they demonstrate their love for him in speech. But the plan misfires, and his misjudgment of his daughters brings about his downfall.

Look at Barry Johnston's work. How has the sculptor portrayed this character? List three adjectives you would use to describe the mood of King Lear in this sculpture.

---

How does the movement and form of *King Lear* differ from the Native American woman in Allan Houser's *Raindrops*? From the mood of *Lassie*? What have the three sculptors done to create works about three very different characters?

---

---

---

---

---

## Stop #13: *Juggler*, 2000-01

To the right of *King Lear* there is a sculpture that stands out because of its form and bright red color. Walk toward the sculpture.

What material is this made out of?

---

How do you think the artist made it?

---

How many pieces of metal can you count in the sculpture? \_\_\_\_\_ In the base? \_\_\_\_\_




Why do you think this sculpture is called *Juggler*?

---

---



This sculpture has a hole in the middle, and open space surrounding the sculpture. These areas are called **negative space**. Look through the negative space as you walk around the sculpture. Sketch one or more of the views you see through the hole and around the work of art.



## About Fred Schmidt

Fred Schmidt (1936-2001) worked as a welder for the New York Central Railroad. He became interested in art when he was in his twenties. While working, he welded some pieces of metal together in random shapes. He liked what he saw, and was a sculptor ever since. He paints his sculptures with bright colors, or in plain black. His sculptures are **abstract**. Do you know what abstract means?

## How do we take care of the outdoor sculptures?

Outdoor sculpture is exposed to many natural and man-made threats to its existence. One need not look far to see the effect of acid rain, weather, pollutants and occasionally animals in accelerating the aging and deterioration of sculpture. You will notice with all the outdoor sculptures that weather and environmental conditions change their appearance. Many times the artist chooses his or her material because the material's appearance that will naturally evolve over time. Other sculptors choose to work with metal or stone so their work withstands the elements.



Although it is impossible to completely stop changes to sculptures that are displayed outdoors, a regular maintenance program is essential to protect the works from significant deterioration caused by atmospheric pollution.



Once a year on a sunny day, a team of Michener Art Museum **preparators** go into the sculpture garden. They wash the metal sculptures with rags and very mild soap. They are then carefully dried. They brush on a fine layer of Renaissance wax, which softens as it touches the warm metal. This thin coating will protect the surface of the metal for about a year, when the preparator and his team repeat the process. Wood and stone sculptures are cleaned annually, but no special measures are taken to preserve their surfaces.

## Stop #14: Take a Rest

Take some time to rest on the serpentine wall. Look back into the sculpture garden. Study the old prison wall. Reflect on all you have seen, and the history of this Museum.

Listen to the **Headwaters Fountain**. How would you describe the water you see here compared with the reflecting pool found in the beginning of the garden? Rough? Calm? Forceful? Tranquil?



Draw your favorite sculpture here!



Title:

Artist:

Material:

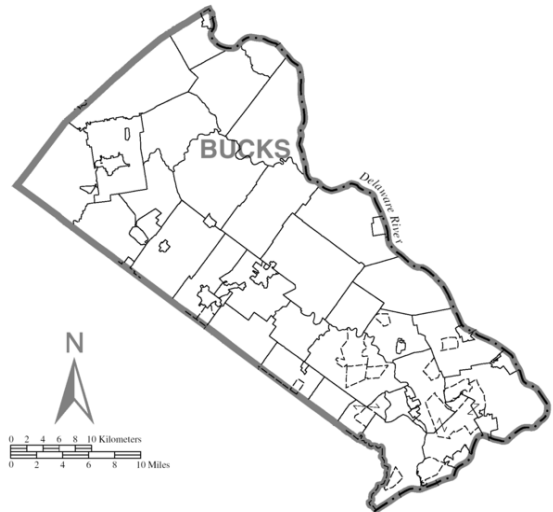
Date:

## Do you live in Bucks County?

If you do, can you identify which **region** you live in? Take a look at a map and see.

If you don't live in Bucks County, think of the area in which you live. Is it mountainous? Is it flat with a lot of farmland? Is it in the city?

Which of the sculptures you have seen today are most connected to where you live? To your friends and family? To your interests?



## After your visit!

If you enjoyed your museum journey today, you may be interested in learning more about art, and in trying to create some sculptures of your own.

## These ideas may help get you started!

- Sculpture can be created out of many different materials. Can you identify the materials used in all the sculptures you have seen today? What other materials can you think of that can be used to create sculpture?
- Tour guides and tour planning are important to all kinds of museums. Plan a tour of your bedroom, your home or your neighborhood. What features of these special places will you focus on? What can people learn about these places? What information will you provide, and what questions can you ask?
- Cut a simple shape out of a piece of cardboard or oak tag. This is a two-dimensional shape. Make one cut in the shape, without creating any scraps. It can be any kind of cut, and length, anywhere in the shape. Try to make the two-dimensional shape three-dimensional. Will the shape stand up and be sculptural? Try the same experiment with different materials: aluminum foil, newspaper or paper bags. Try decorating the paper before making the cut. Have you made some interesting sculptures?

- Set up an exhibition of all the sculptures you have made over the years. With your parent's permission, include small sculptures or objects that you may have in your home that you consider sculptural. Give your family and friends a tour of your exhibition.
- Shakespeare is one of the greatest storytellers of all time. There are many ways readers and story lovers of all ages can learn more about Shakespeare.
  - Read his original plays.
  - Read *Tales from Shakespeare* by Charles & Mary Lamb.
  - Listen to Jim Weiss' recording, *Shakespeare for Children*.
  - Read *Shakespeare Stories* by Leon Garfield and Michael Foreman.
- Beautiful gardens often occur naturally our doors. However, many people carefully plan the landscape and gardens around their homes. Describe the landscape around your home. Is it natural or planned? What features of the landscape do you like best? Plant something of your own in the landscape, and watch it grow.
- Imagine you have a block of clay and are ready to create a sculpture. Draw what you would choose to sculpt. Remember to make your drawing look 3-dimensional!
- Create a map showing the journey Lassie may have taken while on her adventures in Bucks County.
- Create a sculpture using entirely natural or manmade found objects. Consider using stones, sticks, and seashells or broken toys, paper clips and playing cards.

**Thank you!**

You have completed the **Michener Art Museum Sculpture Garden Guide**. Be sure to visit the rest of the artwork in this exhibition.

The staff at the James A. Michener Art Museum hopes that you have enjoyed your museum adventure today. Feel free to visit the sculpture garden any day at no charge to complete the activities in this guide.

A free pass to the Michener Art museum is available after filling out a feedback form of this guide. Your feedback is essential to the continued quality of our educational programs and materials. The guide is available at the front desk.

This guide was created by Ruth Anderson, Assistant Curator of Education.

## Photography Credits:

Serpentine Wall  
Pfundt Sculpture Garden  
Photograph courtesy of Education  
Department. James A. Michener Art Museum

*Together*, 1975/cast 2001  
Selma Burke (1900-1995)  
bronze  
H. 74 x W. 49 x D. 9 inches  
James A. Michener Art Museum  
Museum purchase with assistance from John  
Horton, William Mandel, the Bjorn T. Polfelt  
memorial fund, Carolyn Calkins Smith and  
the Friends of Selma Burke

Warden's House  
Photograph courtesy of  
James A. Michener Art Museum

*Yellow Disk*, 1990  
Paul Sisko (1903-1991)  
painted steel  
James A. Michener Art Museum  
Gift of Philip and Muriel Berman

Cell Exhibit  
Presented by Kurfiss Real Estate  
Photograph courtesy of Education  
Department  
James A. Michener Art Museum

*Fantasy Fountain Giraffe*, 1981  
Greg Wyatt (b. 1949)  
bronze  
James A. Michener Art Museum  
Gift of Bette and Nelson Pfundt

*Juggler* 2000-2001  
Fred Schmidt (1936-2001)  
painted steel  
H.52 x W.36 x D.16 inches  
James A. Michener Art Museum  
Museum purchase in honor of Bjorn T. Polfelt  
with assistance from the Fred Schmidt Estate

Welding Steel  
Photograph courtesy of Education  
Department  
James A. Michener Art Museum

Matt Pruden, Collections Preparator  
Waxing the sculpture *Eagle*  
Photograph courtesy of Education  
Department  
James A. Michener Art Museum

Pfundt Sculpture Garden  
James A. Michener Art Museum  
Photo courtesy of Don Pearce

*Woman Washing Her Hair*, 1954  
Jo Jenks (1903-1995)  
black granite  
H. 50 inches  
James A. Michener Art Museum  
Gift of the grandson of the artist

*Lassie* (Homage to Eric Knight, author of *Lassie Come  
Home*), 1996  
Eric Berg (b. 1945)  
bronze  
H.40 x W.49 x D.24.5 inches  
James A. Michener Art Museum  
Purchased with a Legislative Initiative Grant awarded by  
Senator H. Craig Lewis

Museum Terrace  
Photograph courtesy of  
James A. Michener Art Museum

*View of Almshouse*, n.d.  
Unknown  
oil on canvas  
H. 24 x W.30.125 inches  
James A. Michener Art Museum  
Anonymous Gift

*Transition*, 1965  
Raymond Barger (1906-2001)  
bronze  
H.21 x W.25 x D.6 feet  
James A. Michener Art Museum  
Gift of the artist

*Waif's Anchors*, 1986  
Isaac Witkin (1936-2006)  
poured bronze  
H.119 x W.102 x D.36 inches  
James A. Michener Art Museum  
Gift from the Nesi family

*I Set Before You This Day*, 1979-1987  
George Anthonisen (b.1936)  
James A. Michener Art Museum  
From the collection of Helene and Mark Hankin  
Photo by Charles Callaghan@  
Photo courtesy of the artist

1996 Expansion  
Photograph courtesy of  
James A. Michener Art Museum

Bryan Brems, Preparator  
Waxing the sculpture *King Lear*  
Photograph courtesy of Education Department  
James A. Michener Art Museum

James A. Michener, c. 1970s  
Jack Rosen (1923-2006)  
H. 8 x W. 10 inches  
black and white photograph on paper  
James A. Michener Art Museum  
Museum purchase

*Flying K*, 1998  
Harry Gordon (b. 1960)  
granite  
H.80 x W.63 x D.53  
James A. Michener Art Museum  
Museum purchase

*Sea Wind II*, 1998  
Barbara Lekberg (b.1925)  
Bronze  
H. 45 x W. 30 x D. 15 inches  
James A. Michener Art Museum  
Purchased with a grant from the Florsheim Art Fund

Eric Berg working on a plastiline model of *Lassie*  
Photograph courtesy of Education Department  
James A. Michener Art Museum

Bucks County Prison, January 1967  
Photograph by Ron Brown  
Courtesy of the *Bucks County Courier Times*

*Empire*, 1982  
George Trivellini (1919-1990)  
stainless steel  
H.41 x W.40 x D.16 inches  
James A. Michener Art Museum  
Gift of the Trivellini Family

*King Lear*, 1985  
Barry Johnston (b.1941)  
bronze  
H.59 x W.55 x D.33 inches  
James A. Michener Art Museum.  
Gift of the Pfundt Foundation in memory of Doris  
Pfundt Hallowell

Reflecting Pool Detail  
Photograph courtesy of Education Department  
James A. Michener Art Museum

Stone Carving  
Photograph courtesy of Education Department  
James A. Michener Art Museum

Farm  
Photograph courtesy of Education Department  
James A. Michener Art Museum

The Rill  
James A. Michener Art Museum  
Presented by the Thompson Foundation  
Photograph courtesy of Education Department  
James A. Michener Art Museum

*Lambertville Beach*, n.d.  
Daniel Garber (1880-1958)  
oil on board  
H. 12 3/8 x W.17 1/8  
James A. Michener Art Museum Endowment  
Challenge  
Gift of D. Kenneth Leiby

*Raindrops*, 1993  
Allan Houser (1914-1994)  
bronze  
H. 60 x W.34 x D.46 inches  
James A. Michener Art Museum  
Gift of Mattiamae Silverman, in loving  
memory of Ira Silverman, who gave hope and  
inspiration to many

Pouring a bronze mold  
Photograph courtesy of Education  
Department  
James A. Michener Art Museum

Gallery Map  
Courtesy of the James A. Michener Art  
Museum

*Mariposo*, 2005  
Mark Pettegrew (b.1959)  
bronze  
H.70 x W.20 x D.32 inches  
James A. Michener Art Museum  
Museum purchase funded by the Janus Society and the  
Pfundt Foundation

Headwaters Fountain  
James A. Michener Art Museum  
Presented in loving memory of Caroline F. Marshall and  
Edward R. Marshall who dedicated their lives to their  
family and the public education system

Mountain Laurel Detail  
Photograph courtesy of Education Department  
James A. Michener Art Museum

Prison Wall Graffiti  
Photograph courtesy of Education Department  
James A. Michener Art Museum

*Wind God*, 1983  
Greg Wyatt (b.1949)  
bronze  
H.27 x W.25 x D.25 inches  
James A. Michener Art Museum  
Gift of Bette and G. Nelson Pfundt

Purple Iris  
Photograph courtesy of Education Department  
James A. Michener Art Museum

Bucks County Map  
[www.wikipedia.com](http://www.wikipedia.com)

## James A. Michener Art Museum

138 South Pine Street  
Doylestown, PA 18901  
215-340-9800  
[www.michenerartmuseum.org](http://www.michenerartmuseum.org)

© James A. Michener Art Museum 2008

